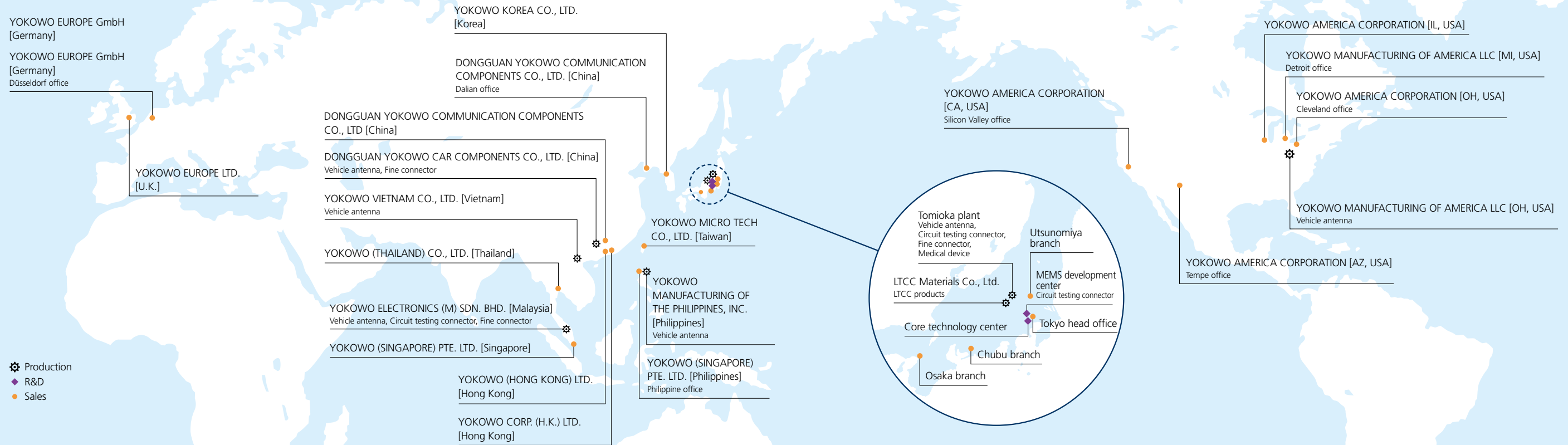


YOKOWO GLOBAL NETWORK

Since establishing its Taiwan Plant in 1967, the Yokowo Group has been actively shifting production bases to overseas locations so that it can build an optimal global production system. It currently operates mass production plants primarily in Malaysia, China, and Vietnam. Overseas production now accounts for more than 80% of Yokowo's total production.

In terms of sales, Yokowo has opened overseas offices in countries and regions worldwide with offices in six cities in the Americas, the U.K. and Germany in Europe, and eight Asian countries to provide local-based sales services closely matched to market needs around the world.



Company Profile (As of March 31, 2021)

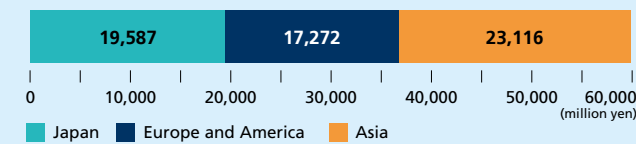
Company Name	YOKOWO CO., LTD.
Head Office Location	5-11, Takinogawa 7-Chome, Kita-ku, Tokyo 114-8515 Japan
Founded	September 1, 1922
Incorporated	June 14, 1951
Capital	¥6,387 million*
Number of shares issuable	40,000,000 shares
Number of shares issued	22,579,878 shares, including 538,426 treasury stock shares
Number of shareholders	6,653

Major Shareholders (As of March 31, 2021)


Shareholder	Number of shares held (in thousands)	Percentage of shares held
Custody Bank of Japan, Ltd.	4,397	19.9
The Master Trust Bank of Japan, Ltd.	2,100	9.5
The Gunma Bank, Ltd.	990	4.4
BNP Paribas Securities Services Luxembourg/JASDEC/FIM/Luxembourg Funds/Ucits Assets	990	4.4
Yokowo Business Partners Shareholders' Association	756	3.4
Mitsubishi UFJ Trust and Banking Corporation	595	2.7
The Dai-ichi Life Insurance Company, Limited	450	2.0
MUFG Bank, Ltd.	446	2.0
The Resona Bank, Limited	445	2.0
Employee Stock Ownership Association	437	1.9

* The Company holds 538 thousands of its treasury stocks, but not counted as a major shareholder.
 * The number of shares is rounded to the nearest thousand.
 * Percentage of shares held is calculated without 538 thousands of treasury stocks and is rounded to the nearest third decimal with numbers of less than one-hundredth of one percent omitted.

Net Sales by Region (FY2020)



Number of Employees by Region (FY2020)



*1 Major Production Bases *2 YOKOWO CO., LTD.

Net Sales / Share of Total Overseas Sales

