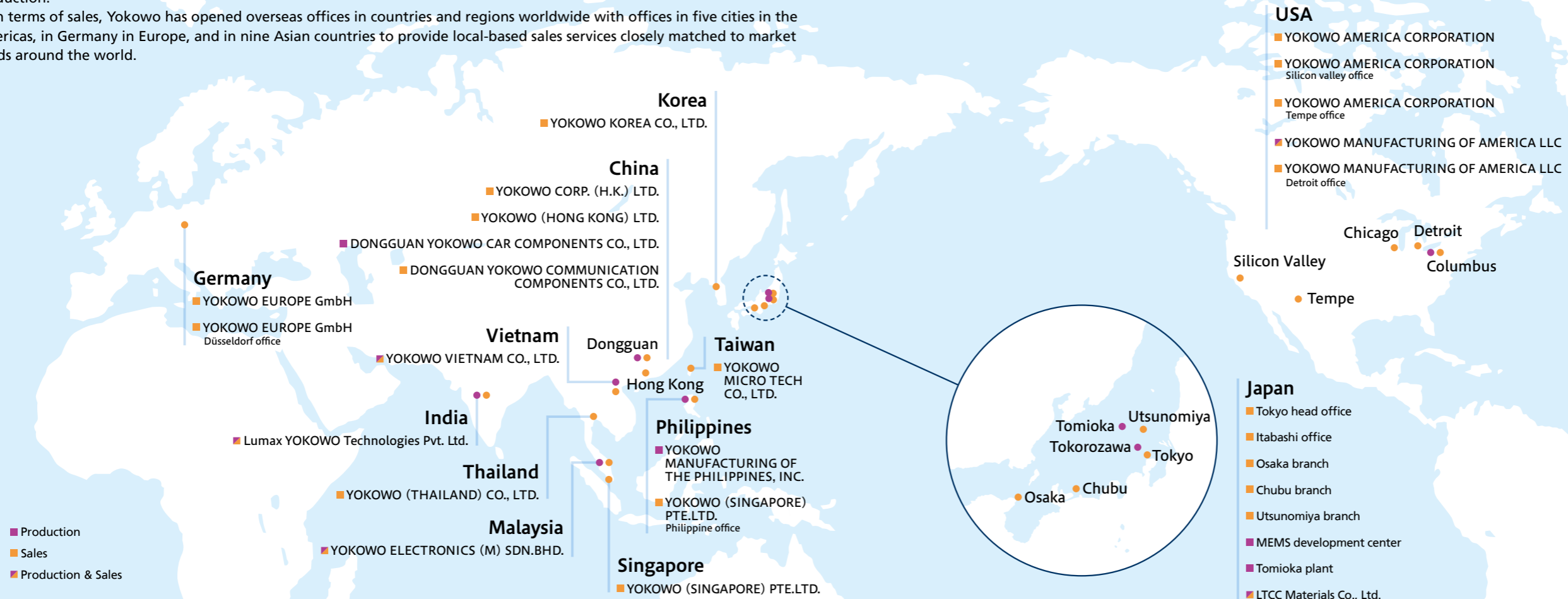


YOKOWO GLOBAL NETWORK

Since establishing its Taiwan Plant in 1967, the Yokowo Group has been actively shifting production bases to overseas locations so that it can build an optimal global production system. It currently operates mass production plants primarily in Malaysia, China, Vietnam, and the Philippines. Overseas production now accounts for more than 80% of Yokowo's total production.

In terms of sales, Yokowo has opened overseas offices in countries and regions worldwide with offices in five cities in the Americas, in Germany in Europe, and in nine Asian countries to provide local-based sales services closely matched to market needs around the world.



Company Profile (As of March 31, 2022)

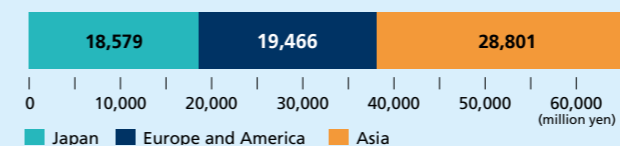
Company Name	YOKOWO CO., LTD.
Head Office Location	5-11, Takinogawa 7-Chome, Kita-ku, Tokyo 114-8515 Japan
Founded	September 1, 1922
Incorporated	June 14, 1951
Capital	¥7,819 million
Number of shares issuable	40,000,000 shares
Number of shares issued	23,849,878 shares, including 538,808 treasury stock shares
Number of shareholders	5,778

Major Shareholders (As of March 31, 2022)


Shareholder	Number of shares held (in thousands)	Percentage of shares held
The Master Trust Bank of Japan, Ltd.	4,088	17.5
Custody Bank of Japan, Ltd.	3,279	14.0
BNP Paribas Securities Services Luxembourg/JASDEC/FIM/Luxembourg Funds/Ucits Assets	1,020	4.3
The Gunma Bank, Ltd.	990	4.2
Yokowo Business Partners Shareholders' Association	779	3.3
Mitsubishi UFJ Trust and Banking Corporation	595	2.5
JP MORGAN CHASE BANK 380684	534	2.2
The Dai-ichi Life Insurance Company, Limited	450	1.9
MUFG Bank, Ltd.	446	1.9
The Resona Bank, Limited	445	1.9

* The Company holds 538 thousands of its treasury stocks, but not counted as a major shareholder.
 * The number of shares is rounded to the nearest thousand.
 * Percentage of shares held is calculated without 538 thousands of treasury stocks and is rounded to the nearest third decimal with numbers of less than one-hundredth of one percent omitted.

Net Sales by Region (FY2021)



Number of Employees by Region (FY2021)



*1 Major Production Bases *2 YOKOWO CO., LTD.

Net Sales / Share of Total Overseas Sales

