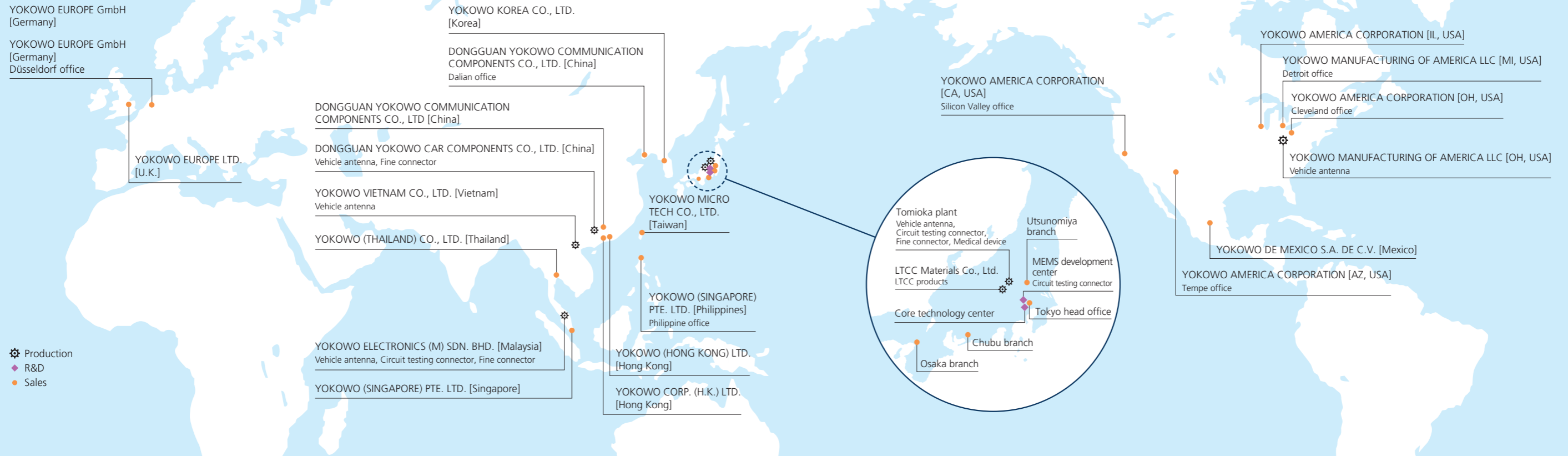


# YOKOWO GLOBAL NETWORK

Since establishing its Taiwan Plant in 1967, the Yokowo Group has been actively shifting production bases to overseas locations so that it can build an optimal global production system. It currently operates mass production plants primarily in Malaysia, China, and Vietnam. Overseas production now accounts for more than 80% of Yokowo's total production.

In terms of sales, Yokowo has opened overseas offices in countries and regions worldwide with offices in seven cities in the Americas, the U.K. and Germany in Europe, and eight Asian countries to provide local-based sales services closely matched to market needs around the world.



## Company Profile (As of March 31, 2020)

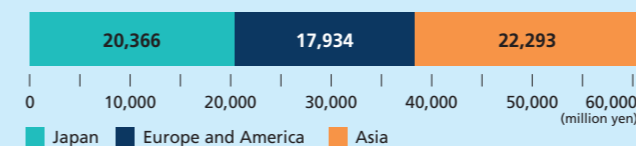
<b>Company Name</b>	YOKOWO CO., LTD.
<b>Head Office Location</b>	5-11, Takinogawa 7-Chome, Kita-ku, Tokyo 114-8515 Japan
<b>Founded</b>	September 1, 1922
<b>Incorporated</b>	June 14, 1951
<b>Capital</b>	¥3,996 million
<b>Number of shares issuable</b>	40,000,000 shares
<b>Number of shares issued</b>	20,849,878 shares, including 564,946 treasury stock shares
<b>Number of shareholders</b>	9,055

### Major Shareholders (As of March 31, 2020)

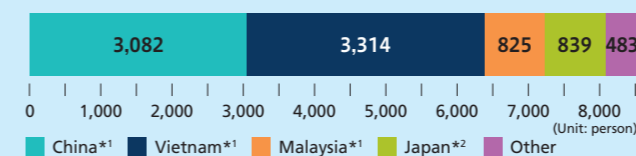
Shareholder	Number of shares held (in thousands)	Percentage of shares held
Japan Trustee Services Bank, Ltd.	3,202	15.7
The Master Trust Bank of Japan, Ltd.	1,728	8.5
The Gunma Bank, Ltd.	990	4.8
Yokowo Business Partners Shareholders' Association	776	3.8
BNP Paribas Securities Services Luxembourg/JASDEC/FIM/Luxembourg Funds/Ucits Assets	650	3.2
Mitsubishi UFJ Trust and Banking Corporation	595	2.9
Trust & Custody Services Bank Ltd.	574	2.8
The Dai-ichi Life Insurance Company, Limited	450	2.2
MUFG Bank, Ltd.	446	2.2
The Resona Bank, Limited	445	2.2

\* The Company holds 564 thousands of its treasury stocks, but not counted as a major shareholder.  
 \* The number of shares is rounded to the nearest thousand.  
 \* Percentage of shares held is calculated without 564 thousands of treasury stocks and is rounded to the nearest third decimal with numbers of less than one-hundredth of one percent omitted.

### Net Sales by Region (FY2019)



### Number of Employees by Region (FY2019)



\*1 Major Production Sites \*2 YOKOWO CO., LTD.

### Net Sales / Share of Total Overseas Sales

